
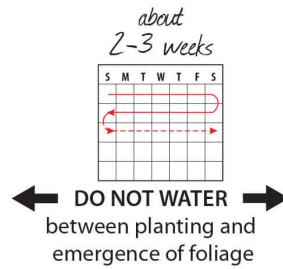
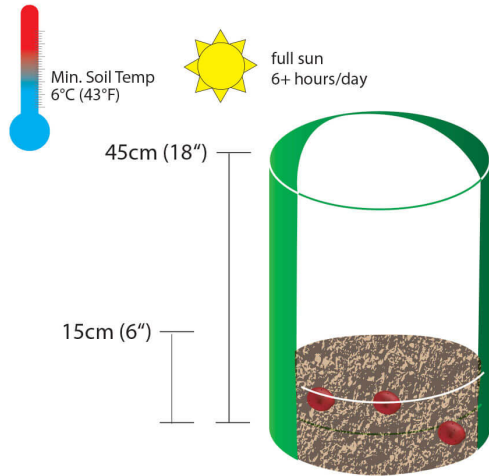


# How to grow potatoes in a grow bag

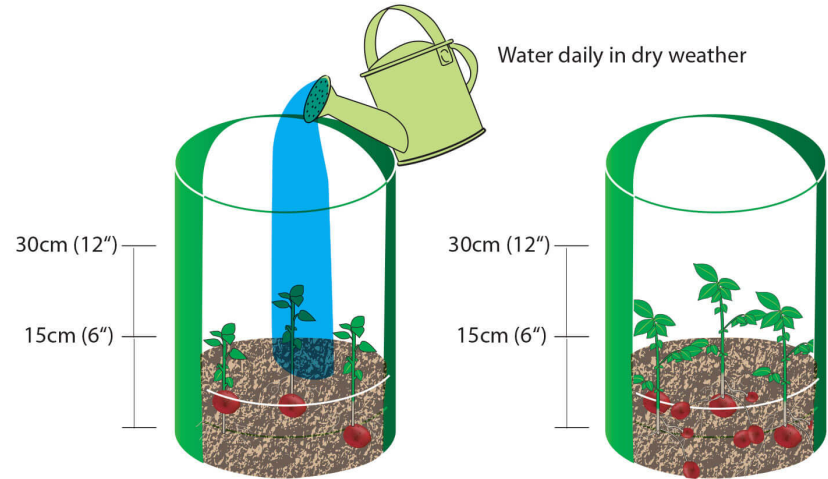


## 1 Place seed potatoes at bottom of grow bag

Cover potato seeds with 15cm (6") of soil

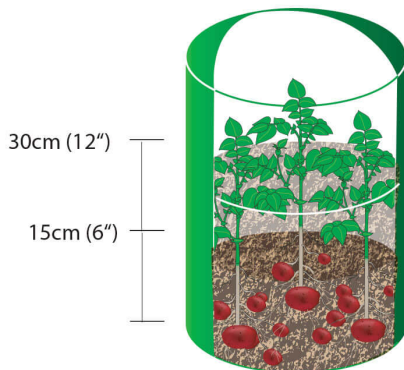


## 2 Grow until 12 inches above soil



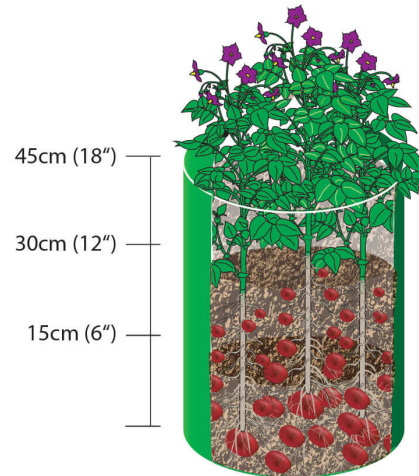
## 3 Hill up

When the plants have 30cm (12") of growth above the soil, add 15cm (6") more soil around the base of the plants (ok if it covers lower leaves).



## 4 Hill up again

When the plants have grown another 30cm (12") above the soil, repeat the process. Add another 15cm (6") of soil around the base of the plants.



## 5 Harvest

"New" potatoes can be harvested about 7-8 weeks after planting.

Potatoes grown for late summer and fall use can be dug when tubers are full size or when foliage begins to die.

